



CURTIS CABS FOR CLUB CAR



MORE INNOVATION. MORE VALUE.



SERVING CLUB CAR DEALERS FOR DECADES

Curtis Industries, Inc

TRACTOR • UTV • GOLF
cabs|accessories|attachments

CURTIS ABOUT US ▾ PRODUCTS ▾ RESOURCES ▾ CONTACT US  

Home > Dealer Login

DEALERS PLEASE NOTE:

To login to the dealer site, use the same Dealer ID and Password that you use to login to PartSmart for online ordering.
Your Password is case sensitive.

Dealer ID:

Password:

Login

Login to the Curtis Dealer Portal for a full listing of Price Guides, Dealer Discounts & Marketing Materials. If you need assistance logging in, please contact our sales team at 508.853.2200.

Login to Dealer Portal



CLUB CAR CARRYALL PHASE II CAB

Completely enclosed system.

Cab system is easily installed.

This vehicle enclosure is a great fuel-efficient replacement for vehicles at:

- Airports
- Sports venues
- Resorts/hotels
- Industrial facilities
- Security stations
- Colleges/universities
- Amusement/theme parks
- or personal on-road use



CLUB CAR CARRYALL PHASE II CAB RANGE ENCLOSURE

Completely enclosed system.

Cab system is easily installed.

- High-impact acrylic windshield and rear panel
- Steel mesh doors
- Lightweight plastic roof
- Lockable doors



CLUB CAR ONWARD CAB

White (1CCP3B) | Black (1CCP2B) | Beige (1CCP1B)

Cab fits gas or electric vehicles.

- Uses existing Club Car roof and folding windshield
- Lightweight custom thermoformed panels
- Sliding, parallel opening doors
- Custom acrylic molded windows
- Doors can be secured in open position for open air ride
- Won't fade or stretch out of shape like some soft side or roll-up enclosures
- Easy to clean and keeps that "new" look for years
- Commercial or personal on-road use



CLUB CAR PRECEDENT CAB

White (1CCP3B) | Black (1CCP2B) | Beige (1CCP1B)

Comfort and style for anyone on the go. Ideal for personal on-road transportation or corporate/industrial use. Cab fits gas or electric vehicles.

- Parallel opening doors can be secured in the open position for open air ride
- Uses existing roof and folding windshield
- Lightweight molded thermoformed panels
- Custom acrylic molded windows
- Roll-up and store rear panel
- Won't fade or stretch out of shape like some soft side or roll-up enclosures
- Easy to clean and keeps that "new" look for years
- Commercial or personal on-road use



AC FOR CLUB CAR CARRYALL 1500

Fits Club Car Carryall 1500 Diesel Vehicles

Real air conditioning. Relief from heat and humidity – protection from dust and insects

- Stylish, low-profile design allows enough clearance to park in most standard garages
- Overhead console features multi-speed fan control, compressor on/off switch & four 360-degree adjustable louvers
- Simple and easy installation in about 2 hours
- Comes pre-charged with refrigerant – no complicated initial set up



AC FOR CLUB CAR CARRYALL 1700

Fits Club Car Carryall 1700 Diesel Vehicles

Real air conditioning. Relief from heat and humidity – protection from dust and insects

- Stylish, low-profile design allows enough clearance to park in most standard garages
- Overhead console features multi-speed fan control, compressor on/off switch & four 360-degree adjustable louvers
- Simple and easy installation in about 2 hours
- Comes pre-charged with refrigerant – no complicated initial set up



AC FOR 48V ELECTRIC CLUB CAR CARRYALLS

Fits Club Car Carryall (2014 -)



Real air conditioning. Relief from heat and humidity – protection from dust and insects

- Air conditioning for electric vehicles provides continuous cooling even when stopped
- Stylish, low-profile design allows enough clearance to park in most standard garages
- Overhead console features multi-speed fan control, compressor on/off switch & four 360 degree adjustable louvers
- Simple and easy installation in about 2 hours
- Comes pre-charged with refrigerant – no complicated initial set up

AC FOR KEY-START GAS CLUB CAR CARRYALLS

Fits Club Car Carryall (2019 – models) with Kohler EFI Engine



Real air conditioning. Relief from heat and humidity – protection from dust and insects

- Air conditioning for key start vehicles provides continuous cooling even when stopped
- Patent-pending dynamic load control system efficiently manages vehicle electrical power with minimal draw
- Stylish, low-profile design allows enough clearance to park in most standard garages
- Overhead console features multi-speed fan control & four 360 degree adjustable louvers
- Power kit includes supplemental alternator
- Simple and easy installation in about 2 hours
- Comes pre-charged with refrigerant – no complicated initial set up

AC FOR PEDAL-START GAS CLUB CAR CARRYALLS

Fits Club Car Carryall (2014 – models) with EFI Kohler Engines

Real air conditioning. Relief from heat and humidity – protection from dust and insects



- Patent-pending dynamic load control system efficiently manages vehicle electrical power with minimal draw
- Stylish, low-profile design allows enough clearance to park in most standard garages
- Overhead console features multi-speed fan control & four 360 degree adjustable louvers
- Power kit includes supplemental alternator
- Simple and easy installation in about 2 hours
- Comes pre-charged with refrigerant – no complicated initial set up

PLOW MOUNT KIT | CLUB CAR XRT 1551

Custom plow mount for Club Car XRT 1551

- Custom, bolt-on mount kit
- Fast install time
- No cutting or drilling required



HYDRAULIC UTV PLOW

Full hydraulic plow makes quick work clearing sidewalks, small parking lots and driveways. Illuminated, hand-held in-cab controller for easy operation in low light conditions. Plow comes assembled or unassembled. (Shown with optional blade markers.)


- Full hydraulic lift and angle control
- Single plug electrical connection
- Fully enclosed, sealed hydraulic system located on top for easy access and servicing
- Custom 2 inch receiver mount
- Adjustable trip springs
- Quick hook up and detach
- 72 inch wide moldboard with 48 inch push frame
- Full trip, durable 12 gauge steel moldboard
- Replaceable and reversible cutting edge
- Adjustable skid shoes included
- Mount kit required (sold separately)



UTV WINCH PLOW

All steel winch lift plow is an affordable choice. No complicated hydraulics or electrical components to install or maintain. Plow is compatible with your existing winch system.

- Manually adjustable, five locking blade angles
- Custom 2 inch receiver mount
- Quick hook up and detach
- 72 inch wide moldboard with 48 inch push frame
- Full trip, durable 12 gauge steel moldboard
- Adjustable trip springs
- Replaceable and reversible cutting edge
- Adjustable skid shoes included
- Mount kit required (sold separately)



FAST-CAST 300 SPREADER

Light duty applications: rock salt and deicers.

- 3.0 cubic feet/180 lbs. capacity
- 4 to 20 ft. spreading width
- Modular steel frame
- 10 inch steel spinner
- 12 volt DC / 7-10 amp direct drive motor
- Standard 2 inch receiver mount included
- In-cab controller



FAST-CAST 400 SPREADER

Light duty applications: light rock salt, fertilizer and fine material.

- 3.0 cubic feet/180 lbs. capacity
- In-cab controller
- Modular steel frame
- 10 inch steel spinner
- 4 to 20 ft. spreading width
- 12 volt DC / 7-10 amp direct drive motor
- Standard 2 inch receiver included



FAST-CAST 2000 SPREADER

Heavy duty application: rock salt.

(*Requires 2-inch hitch mount, sold separately.)

- 5.0 cubic feet/350 lbs. capacity
- 4 to 40 ft. spreading width
- Modular steel frame
- High density UV protected polymer
- 10 inch steel spinner
- 12 to 15 amp draw



