



CAB INSTALLATION INSTRUCTIONS

JOHN DEERE 2305, 2210

HARD SIDED CAB ENCLOSURE (p/n 1JD2305AS)

SOFT SIDED CAB ENCLOSURE (p/n 1JD2305SS)

The contents of this envelope are the property of the owner.
Be sure to leave with the owner when installation is complete.



Note: soft side cab shown

WARNING This Curtis Cab is designed and manufactured for use only as reasonable weather protection. This cab is not applicable, Nor should the cab be considered as protection against roll over, collision or other accidents that may result. This cab is **NOT** a R.O.P.S. cab. **Extreme** care should be taken when operating and by qualified, experienced operators only.

WARNING Exposure to Carbon Monoxide can Cause illness, serious injury or death. Never operate vehicle if suspicious of Carbon Monoxide. Inspect exhaust system for leaks monthly. Leaks can result from loose connections, corrosion, cracks or other damage to the exhaust manifold. If leaks are found, repair or replace exhaust system. Do not use vehicle until repair or replacement is complete.

ADDED WEIGHT NOTICE
Curtis Cabs, blades and general accessories add additional weight to the base vehicle. All Curtis accessory weights are listed in product brochures. Deduct the accessory's total weight from the vehicle's rated capacity and never exceed the vehicle's rated capacity including driver and passenger.

p. 1 of 8, Rev. J,
1/3/2012

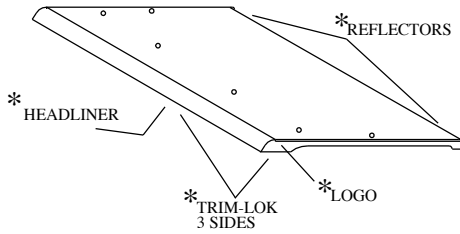
CABS/BLADES/ SPREADERS/ACCESSORIES

p/n: IM-1JD2305

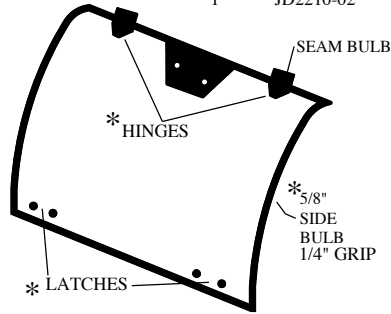


JOHN DEERE 2305 & 2210 HARD SIDED CAB PARTS LIST

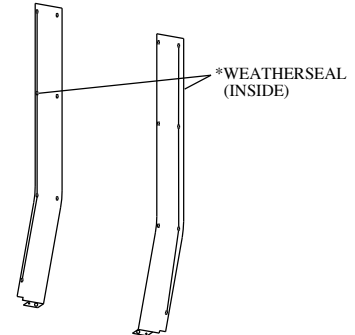
ROOF	QTY.	P/N
YELLOW	1	JD2210-01



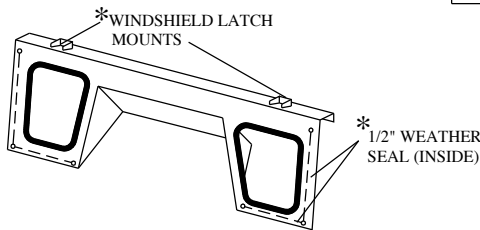
WINDSHIELD	QTY.	P/N
	1	JD2210-02



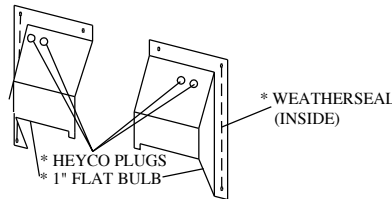
REAR LEGS	QTY.	P/N
GREEN	LEFT 1	JD2210-03L
	RIGHT 1	JD2210-03R



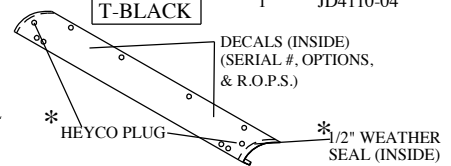
WINDSHIELD COWL	QTY.	P/N
GREEN	1	JD2210-08



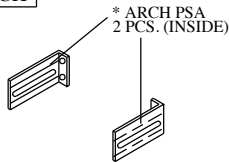
FRONT LEGS	QTY.	P/N
GREEN	LEFT 1	JD2210-05LA
	RIGHT 1	JD2210-05RB



WINDSHIELD SUPPORT	QTY.	P/N
T-BLACK	1	JD4110-04



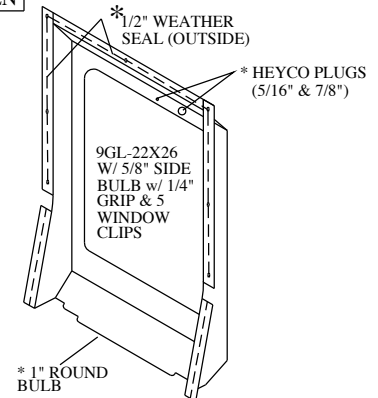
ROLL BAR BRKT. MOUNTS	QTY.	P/N
T-BLACK	2	JD2210-11



ROLL BAR BRACKETS	QTY.	P/N
T-BLACK	2	JD2210-12



REAR PANEL	QTY.	P/N
GREEN	1	JD2210-06

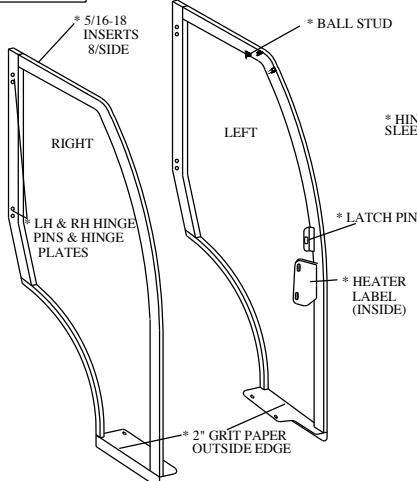


RUBBER TYPES:

TRIM-LOK	1/2" WEATHER SEAL	ARCH PSA	5/8" SIDE BULB	5/8" SIDE BULB W/ 1/4" GRIP	1" ROUND BULB	1" FLAT BULB
9PR01	9PR20	9PR09	9PR17	9PR23	9PR19	9PR05

UNITIZED SIDE FRAMES HARD CAB

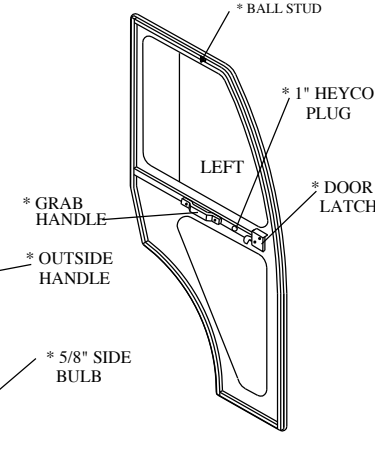
T-BLACK	QTY.	P/N
LEFT 1	1	JD2210AS-09L
RIGHT 1	1	JD2210AS-09R



*IN HOUSE APPLICATIONS

HARD DOORS

GREEN	QTY.	P/N
LEFT 1	1	JD2210AS-07L
RIGHT 1	1	JD2210AS-07R



ADDITIONAL SERVICE PARTS

P/N	DESCRIPTION
9GL-32X38	MOLDED WINDSHIELD KIT
9PH007 & 9BLK01	POP OUT WSHIELD HINGE KIT-SINGLE
9WL01	POP OUT WSHIELD LATCH KIT-SINGLE
9PH006	UNITIZED FRAME HINGE KIT-LH
9PH005	UNITIZED FRAME HINGE KIT-RH
9SW-C2L	LEFT DOOR SLIDER ASSEMBLY
9SW-C2R	RIGHT DOOR SLIDER ASSEMBLY
9DL01A	ROTARY DOOR LATCH-LH
9DL01B	ROTARY DOOR LATCH-RH
9DL01C	OUTSIDE R-LATCH HANDLE W/KEY
9GS02	GAS SPRING DOOR (SINGLE)
JD2210HWK-01	HARDWARE KIT
JD2210HWK-02	REAR PANEL HARDWARE KIT

CABS/BLADES/SPREADERS/ACCESSORIES

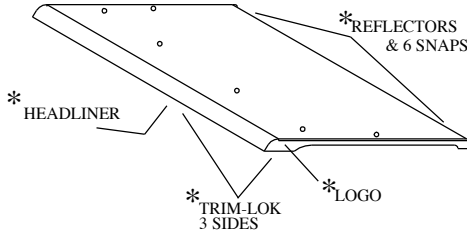


JOHN DEERE 2305 & 2210 SOFT SIDED CAB PARTS LIST

ROOF

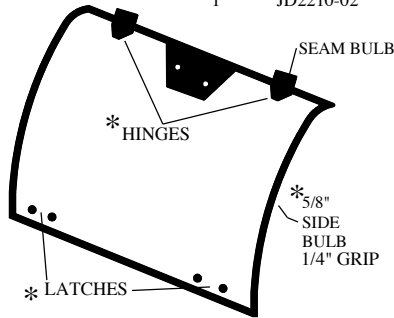
QTY.	P/N
------	-----

YELLOW



WINDSHIELD

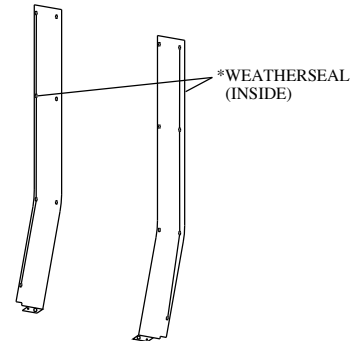
QTY.	P/N
------	-----



REAR LEGS

QTY.	P/N
------	-----

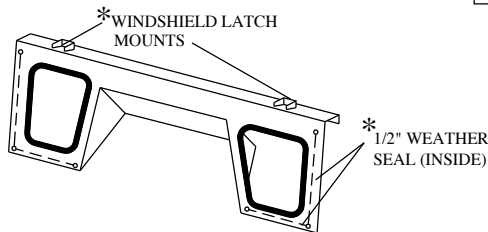
GREEN



WINDSHIELD COWL

QTY.	P/N
------	-----

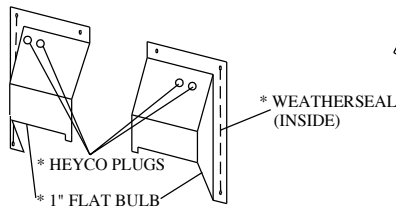
GREEN



FRONT LEGS

QTY.	P/N
------	-----

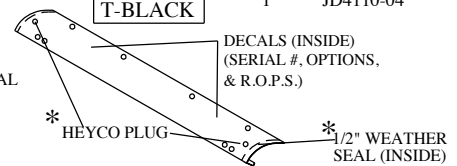
GREEN



WINDSHIELD SUPPORT

QTY.	P/N
------	-----

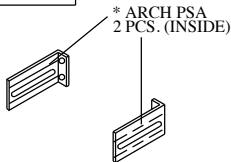
T-BLACK



ROLL BAR BRACKET MOUNTS

QTY.	P/N
------	-----

T-BLACK



BRACKETS

QTY.	P/N
------	-----

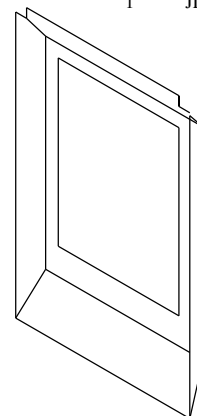
T-BLACK



REAR CURTAIN

QTY.	P/N
------	-----

YELLOW VINYL



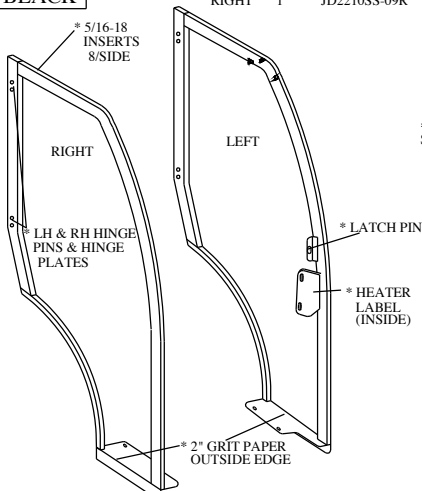
RUBBER TYPES:

TRIM-LOK	1/2" WEATHER SEAL	ARCH PSA	5/8" SIDE BULB W/ 1/4" GRIP	1" FLAT BULB
9PR01	9PR20	9PR09	9PR23	9PR05

UNITIZED SIDE FRAMES SOFT CAB

QTY.	P/N
------	-----

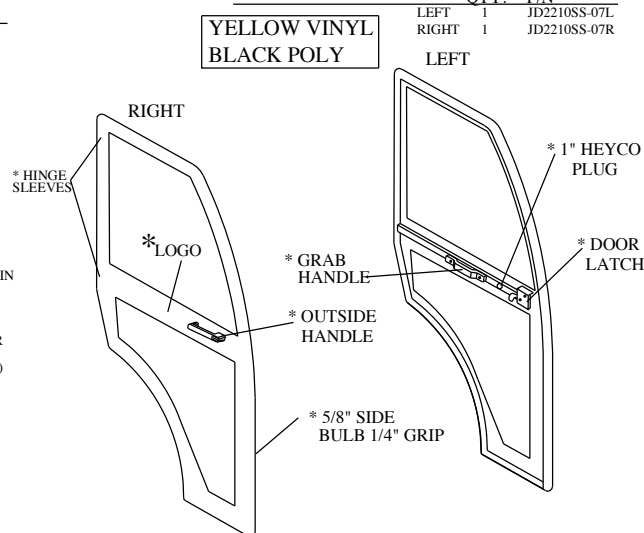
T-BLACK



SOFT DOORS

QTY.	P/N
------	-----

YELLOW VINYL
BLACK POLY



ADDITIONAL SERVICE PARTS

P/N	DESCRIPTION
9GL-32x38	MOLDED WINDSHIELD KIT
9PH007 & 9BLK01	POP OUT WSHIELD HINGE KIT-SINGLE
9WL01	POP OUT WSHIELD LATCH KIT-SINGLE
9PH006	UNITIZED FRAME HINGE KIT-LH
9PH005	UNITIZED FRAME HINGE KIT-RH
9DL01A	ROTARY DOOR LATCH-LH
9DL01B	ROTARY DOOR LATCH-RH
9DL01C	OUTSIDE R-LATCH HANDLE W/KEY
JD2210HWK-01	HARDWARE KIT

*IN HOUSE APPLICATIONS

CABS/BLADES/SPREADERS/ACCESSORIES