



## CAB INSTALLATION INSTRUCTIONS

JOHN DEERE 3000 SERIES (4200/4300/4400)  
(4210/4310/4410) & (3120/3320/3520/3720)

HARD SIDED CAB ENCLOSURE (p/n 1JD3520AS)

SOFT SIDED CAB ENCLOSURE (p/n 1JD3520SS)

The contents of this envelope are the property of the owner.  
Be sure to leave with the owner when installation is complete.



NOTE: hard sided cab shown with the following optional accessories: work lights and strobe light.

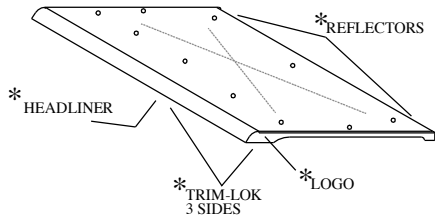
**WARNING** This Curtis Cab is designed and manufactured for use only as reasonable weather protection. This cab is not applicable. Nor should the cab be considered as protection against roll over, collision or other accidents that may result. This cab is **NOT** a R.O.P.S. cab. **Extreme** care should be taken when operating and by qualified, experienced operators only.

**WARNING** Exposure to Carbon Monoxide can Cause illness, serious injury or death. Never operate vehicle if suspicious of Carbon Monoxide. Inspect exhaust system for leaks monthly. Leaks can result from loose connections, corrosion, cracks or other damage to the exhaust manifold. If leaks are found, repair or replace exhaust system. Do not use vehicle until repair or replacement is complete.

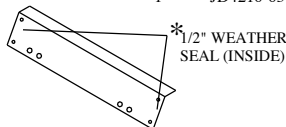
**ADDED WEIGHT NOTICE**  
Curtis Cabs, blades and general accessories add additional weight to the base vehicle. All Curtis accessory weights are listed in product brochures. Deduct the accessories total weight from the vehicles rated capacity and never exceed the vehicles rated capacity including driver and passenger.

## J.D. 3000 SERIES (4200/4300/4400) (4210/4310/4410) (3120/3320/3520/3720) HARD SIDED CAB PARTS LIST

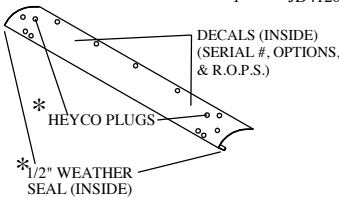
**ROOF** QTY. P/N  
1 JD3520-01



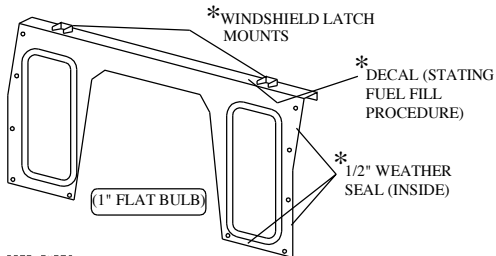
**REAR WINDOW SUPPORT** QTY. P/N  
1 JD4210-05



**WINDSHIELD SUPPORT** QTY. P/N  
1 JD4120-04



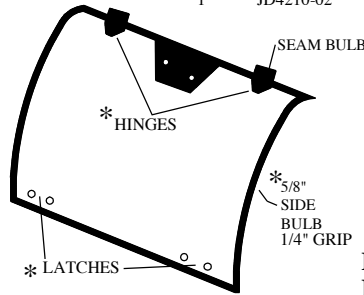
**WINDSHIELD COWL** QTY. P/N  
1 JD3520-08



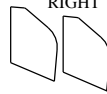
RUBBER TYPES:



**WINDSHIELD** QTY. P/N  
1 JD4210-02



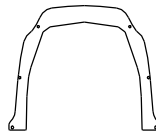
**FRONT FILLERS 10 SERIES** QTY. P/N  
LEFT 1 JD4210-15L  
RIGHT 1 JD4210-15R



**FRONT FILLERS 20 SERIES** QTY. P/N  
LEFT 1 JD3520-15L  
RIGHT 1 JD3520-15R



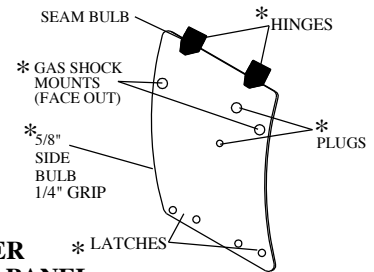
**10 SERIES COWL INSERT** QTY. P/N  
1 JD3520-17A



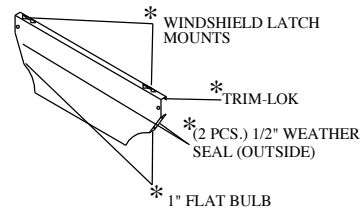
**ROLL BAR BRACKETS** QTY. P/N  
2 JD4210-12



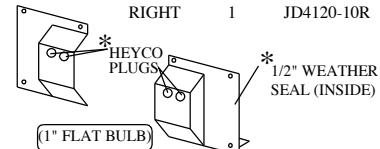
**REAR WINDOW** QTY. P/N  
1 JD4210-03



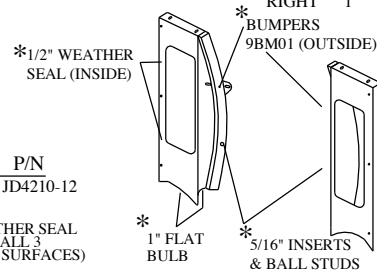
**LOWER REAR PANEL** QTY. P/N  
1 JD4210-06



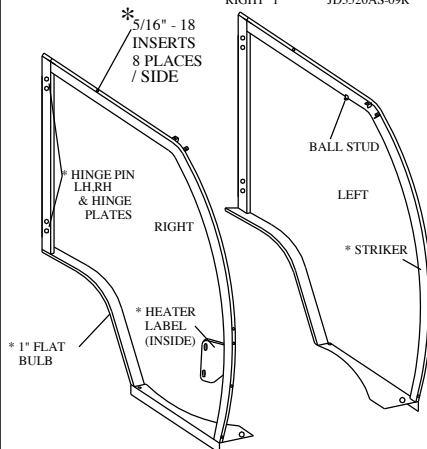
**FRONT LEGS** QTY. P/N  
LEFT 1 JD4120-10L  
RIGHT 1 JD4120-10R



**REAR LEGS** QTY. P/N  
LEFT 1 JD4210-11L  
RIGHT 1 JD4210-11R

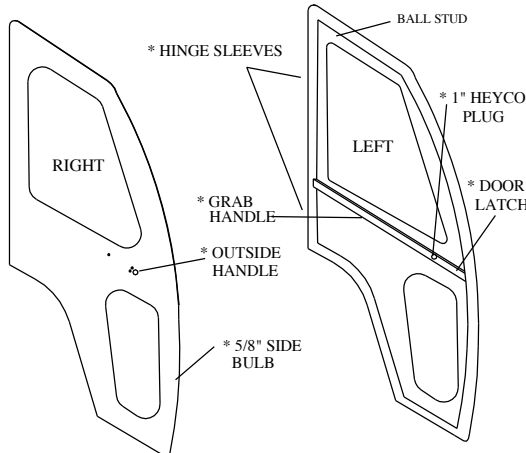


**UNITIZED SIDE FRAMES HARD CAB** QTY. P/N  
LEFT 1 JD3520AS-09L  
RIGHT 1 JD3520AS-09R



\*IN HOUSE APPLICATIONS

**HARD DOORS** QTY. P/N  
LEFT 1 JD3520AS-07L  
RIGHT 1 JD3520AS-07R



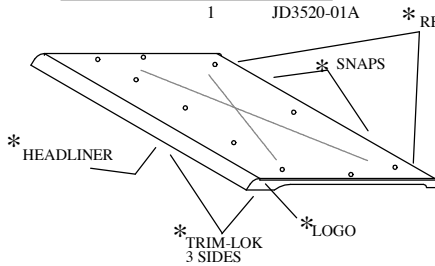
ADDITIONAL SERVICE PARTS

P/N	DESCRIPTION
9GL-30X46	MOLDED WINDSHIELD KIT
9PH007 & 9BLK01	POP OUT WSHIELD HINGE KIT-SINGLE
9WLO1	POP OUT WSHIELD LATCH KIT-SINGLE
9PH006	UNITIZED FRAME HINGE KIT-LH
9PH005	UNITIZED FRAME HINGE KIT-RH
9SW-272L	LEFT DOOR SLIDER ASSEMBLY
9SW-272R	RIGHT DOOR SLIDER ASSEMBLY
9DL01A	ROTARY DOOR LATCH-LH
9DL01B	ROTARY DOOR LATCH-RH
9DL01C	OUTSIDE R-LATCH HANDLE W/KEY
9GS01	GAS SPRING DOOR (SINGLE)
9GS02	GAS SPRING REAR WINDOW (SINGLE)
JD3520HWK-01 (&-02)	HARDWARE KIT

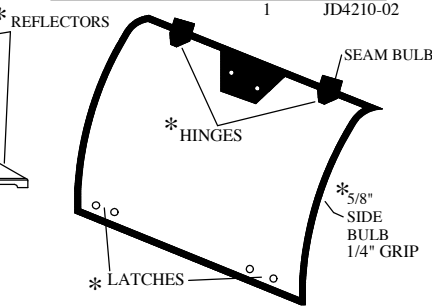
CABS/BLADES/SPREADERS/ACCESSORIES

**J.D. 3000 SERIES (4200/4300/4400) (4210/4310/4410) (3120/3320/3520/3720) SOFT SIDED CAB PARTS LIST**


**ROOF** QTY. P/N  
1 JD3520-01A



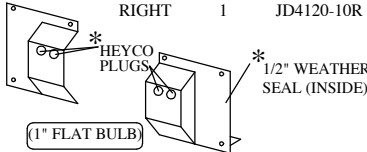
**WINDSHIELD** QTY. P/N  
1 JD4210-02



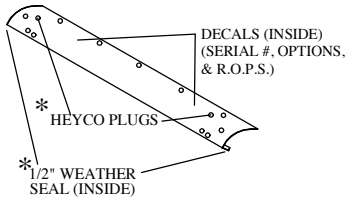
**REAR CURTAIN** QTY. P/N  
1 JD4210-13



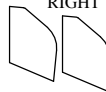
**FRONT LEGS** QTY. P/N  
LEFT 1 JD4120-10L  
RIGHT 1 JD4120-10R



**WINDSHIELD SUPPORT** QTY. P/N  
1 JD4120-04



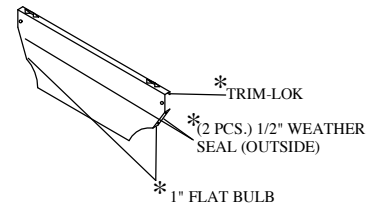
**FRONT FILLERS 10 SERIES** QTY. P/N  
LEFT 1 JD4210-15L  
RIGHT 1 JD4210-15R



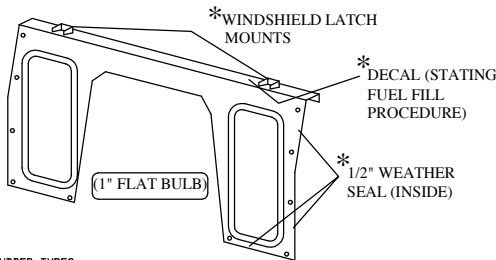
**FRONT FILLERS 20 SERIES** QTY. P/N  
LEFT 1 JD3520-15L  
RIGHT 1 JD3520-15R



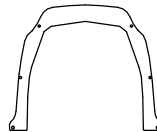
**LOWER REAR PANEL** QTY. P/N  
1 JD4210-06



**WINDSHIELD COWL** QTY. P/N  
1 JD3520-08



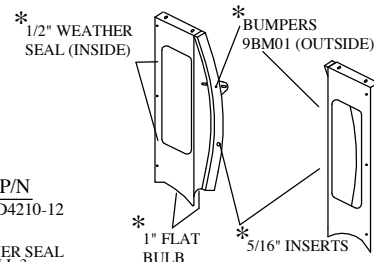
**10 SERIES COWL INSERT** QTY. P/N  
1 JD3520-17A



**ROLL BAR BRACKETS** QTY. P/N  
2 JD4210-12



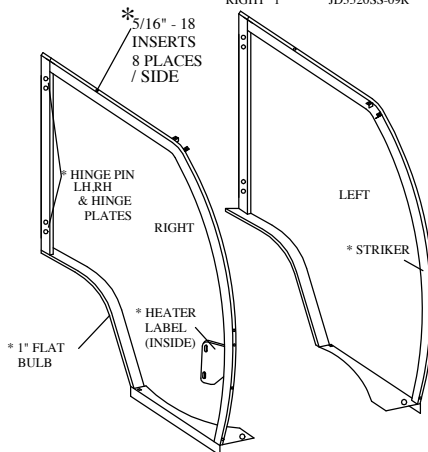
**REAR LEGS** QTY. P/N  
LEFT 1 JD4210-11L  
RIGHT 1 JD4210-11R



**RUBBER TYPES:**

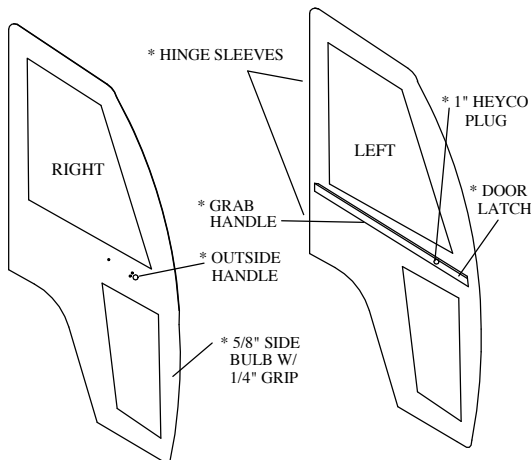
TRIM-LOK	1/2" WEATHER SEAL	5/8" SIDE BULB W/ 1/4" GRIP	1" FLAT BULB	REG. BULB
9PR01	9PR20	9PR23	9PR05	9PR02

**UNITIZED SIDE FRAMES SOFT CAB** QTY. P/N  
LEFT 1 JD3520SS-09L  
RIGHT 1 JD3520SS-09R



\*IN HOUSE APPLICATIONS

**SOFT DOORS** QTY. P/N  
LEFT 1 JD3520SS-07L  
RIGHT 1 JD3520SS-07R



**ADDITIONAL SERVICE PARTS**

P/N	DESCRIPTION
9GL-30X46	MOLDED WINDSHIELD KIT
9PH007 & 9BLK01	POP OUT WSHIELD HINGE KIT-SINGLE
9WL01	POP OUT WSHIELD LATCH KIT-SINGLE
9PH006	UNITIZED FRAME HINGE KIT-LH
9PH005	UNITIZED FRAME HINGE KIT-RH
9DS02	DOOR RESTRAINT (2)
9DL01A	ROTARY DOOR LATCH-LH
9DL01B	ROTARY DOOR LATCH-RH
9DL01C	OUTSIDE R-LATCH HANDLE W/KEY
JD3520-14L	LEFT DOOR SKIN
JD3520-14R	RIGHT DOOR SKIN
JD3520HWK-01	HARDWARE KIT